

REVISIONS				
ZONE	REV	DESCRIPTION	DATE	APPROVED

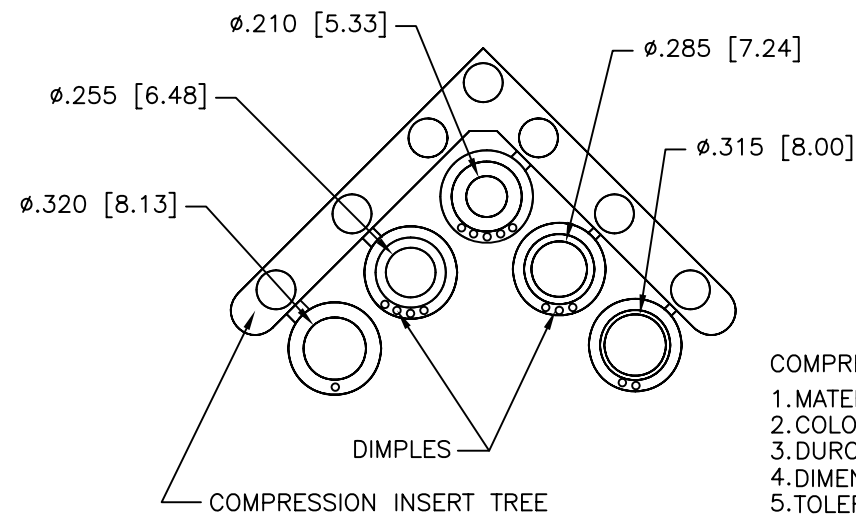
- KIT INCLUDES:
- 1 - COVER TOP (FOR FINISH SEE SHEET 2)
  - 1 - COVER BOTTOM (FOR FINISH SEE SHEET 2)
  - 2 - #4-40 X 1.155 THUMBSCREW
  - 2 - #4-40 PHILLIPS HEAD MACHINE SCREW
  - 1 - COMPRESSION INSERT OR JACKET INSERT (SEE SHEET 2 FOR CORRESPONDING PART NUMBER)

THIS IS A CONTROLLED DOCUMENT AND IS SUBJECT TO CHANGE. CONTACT NORTHERN TECHNOLOGIES ENGINEERING FOR THE LATEST REVISION.

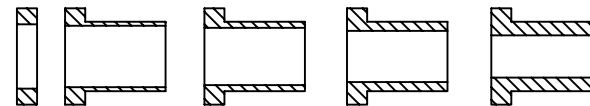
UNLESS OTHERWISE SPECIFIED 1. ALL DIMENSIONS ARE IN INCHES [MM] 2. DIMENSIONS ARE TYPICAL		<b>Northern Technologies</b> <small>THIS DRAWING IS THE PROPERTY OF NORTHERN TECHNOLOGIES AND SHOULD NOT BE REPRODUCED WITHOUT NORTHERN TECHNOLOGIES WRITTEN PERMISSION.</small>		
DRAWN Luis C.		PART NUMBER SEE ORDER INFORMATION		
20-JAN-09		DESCRIPTION CM 15 45D EXIT w/THUMBSCREWS		
CHECKED JSD	20-JAN-09	SIZE B	CODE 200_240	DWG NO. 0002-200-240
ISSUED	20-JAN-09	SCALE N.T.S.	REV SHEET 1 OF 2	

REVISIONS


ZONE	REV	DESCRIPTION	DATE	APPROVED



COMPRESSION INSERT TREE  
 1.MATERIAL: PVC UL94V-0  
 2.COLOR: BLACK  
 3.DUROMETER: 80 ±3 TYPE A PER ASTM D2240  
 4.DIMENSIONS: INCHES [MM]  
 5.TOLERANCE: ±0.020 [0.508]

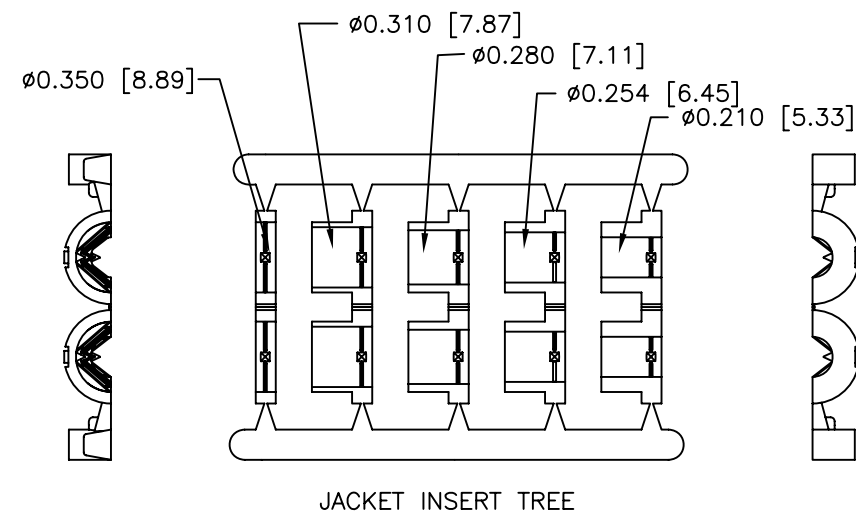


NO LOGO



PART NUMBER INFORMATION

PART#	FINISH	STRAIN RELIEF SYSTEM	DESCRIPTION	SUPPLIED
A95E210000	ZINC	COMPRESSION INSERT TREE	NO LOGO TOP	BULK
A95E210100	ZINC	COMPRESSION INSERT TREE	BOTTOM	BULK
C95E210000	ZINC	COMPRESSION INSERT TREE	NO LOGO	PACKAGED
NA95E210000	NICKEL	COMPRESSION INSERT TREE	NOLOGO TOP	BULK
NA95E210100	NICKEL	COMPRESSION INSERT TREE	BOTTOM	BULK
N95E210000	NICKEL	COMPRESSION INSERT TREE	NOLOGO	PACKAGED
A95E210000S	ZINC	JACKET INSERT TREE	NO LOGO TOP	BULK
A95E210100	ZINC	JACKET INSERT TREE	BOTTOM	BULK
C95E210000S	ZINC	JACKET INSERT TREE	NO LOGO	PACKAGED
NA95E210000S	NICKEL	JACKET INSERT TREE	NOLOGO TOP	BULK
NA95E210100	NICKEL	JACKET INSERT TREE	BOTTOM	BULK
N95E210000S	NICKEL	JACKET INSERT TREE	NOLOGO	PACKAGED



JACKET INSERT TREE  
 1.MATERIAL: POLYPROPYLENE UL94HB  
 2.COLOR: BLACK  
 3.DIMENSIONS: INCHES [MM]  
 4.TOLERANCE: ±0.010 [0.254]

UNLESS OTHERWISE SPECIFIED 1. ALL DIMENSIONS ARE IN INCHES [MM] 2. DIMENSIONS ARE TYPICAL		<b>Northern Technologies</b> <small>THIS DRAWING IS THE PROPERTY OF NORTHERN TECHNOLOGIES AND SHOULD NOT BE REPRODUCED WITHOUT NORTHERN TECHNOLOGIES WRITTEN PERMISSION.</small>		
DRAWN Luis C.		PART NUMBER SEE ORDER INFORMATION DESCRIPTION CM 15 45D EXIT w/THUMBSCREWS		
CHECKED JSD		SIZE B	CODE 200_240	DWG NO. 0002-200-240
ISSUED 20-JAN-09		SCALE N.T.S.		REV SHEET 2 OF 2